

# DALI MANUAL

Gateway ( Flush mount )  
**KNX**





**KNX**


# DALI

GATEWAY  
FLUSH MOUNT


## WHAT IS IN THE DALI BOX?



**DALI Flush Mount**

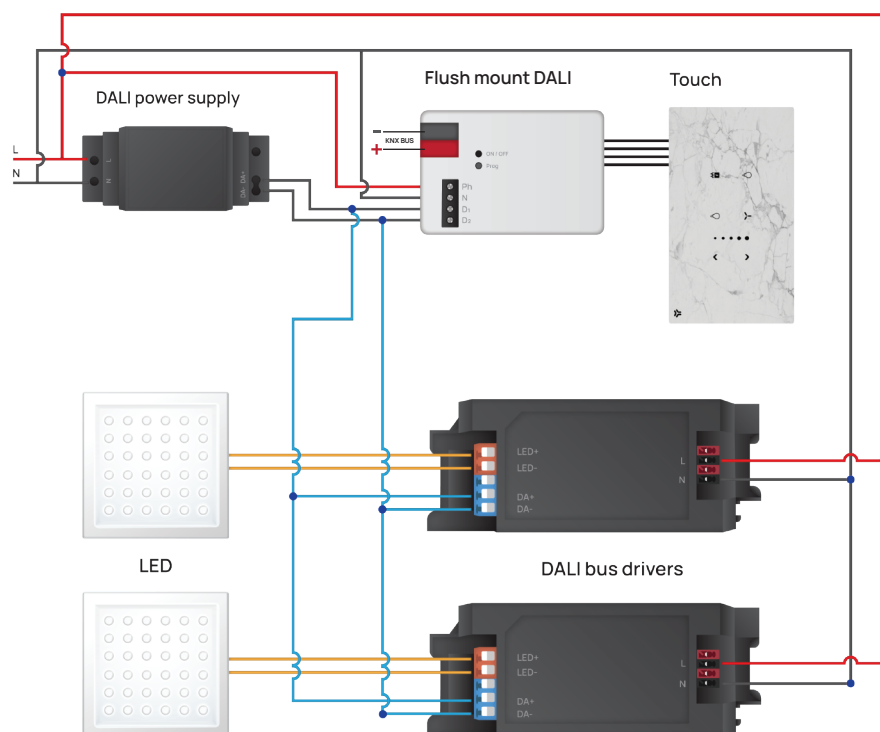


**Touch cable**



**Touch Panel**

# WIRING DIAGRAM



## TECHNICAL INFORMATION

KNX Bus Voltage	24V- 30V DC KNX Bus
Mains Supply	Voltage Power - 85-300 VAC @50-60Hz Max.
Power consumption	Max. 3W
Current consumption	100mA @ 85V AC
Switching voltage	30V DC, provided by KNX bus
DALI Supply	16V DC typical Max. 90mA
Type of connection	KNX bus terminal
Ambient Temperature Range	- 5°C +45°C
Storage Temperature	- 25°C...+ 55°C
Transport Temperature	-25°C.... +70°C
Humidity	95% no moisture condensation
Color	White



# TUTORIALS

To start configuration mode  
with Smart Node application

How to setup DALI Commissioning

How to setup group to DALI module

How to setup scenes to DALI module

How to add DALI  
switches/groups/ into Room

How to add DALI scene

How to add switch, groups and scene  
on the touch in DALI flush mount

To add a flush mount DALI switches  
to Smart Node mobile application



**Smart Node Automation Pvt. Ltd.**

A-09-02-B, Kamdhenu Industrial Estate  
Opp, Gorwa Water Tank, Gorwa, Vadodara-390016

Tel.: +91 8200824126 | Email : [info@smartnode.in](mailto:info@smartnode.in)  
[www.smartnode.in](http://www.smartnode.in)