

KNX 8 channel I/O Module

beside keypad
(Bus Powered)





KNX

**8 CHANNEL
I/O MODULE**

SAFETY INSTRUCTIONS

To keep everyone safe while installing electrical equipment, it's really important to hire a qualified electrician. They should follow all the rules and safety guidelines of the country when doing the installation. If they don't follow these instructions, it could cause problems like the equipment not working properly, or even fires and other dangerous situations. So, it's best to be careful and follow the right procedures.

These instructions are an integral component of the product



FEATURES


- Dry input/output sensor interfaces
- Configurable eight I/O points as an input or output
- Robust 8-pole cable connection
- Flexible function allocation: switch/key, dimming, blinds, valuator, sequences, LED control
- Suitable for Installation in flush-mounted sockets alongside conventional sensors/switches
- Adaptable LED control enabled by an enhanced output current of 3 mA, allowing management of commercially available LEDs and low-current LEDs
- The inputs can be converted into outputs with customizable flashing and pulsing functions
- Functional with touch or keypad
- The device has manual local relay switching buttons and LEDs displaying operational status
- The inputs can be connected to push buttons or switches or reconfigured as outputs to activate individual signaling LEDs. these inputs have versatile applications, including on/off control, dimming, managing shutters or venetian blinds, executing scenarios, and step-by-step commands

TECHNICAL SPECIFICATIONS

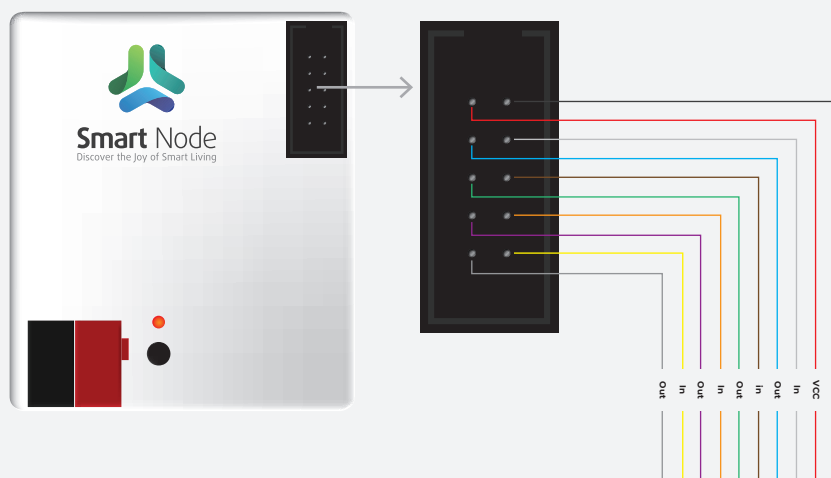
KNX bus voltage	Bus voltage, ≤10 mA
No. of inputs/outputs	8
Switching voltage	30V DC, provided by KNX bus
Installation type	flush-mounted socket
Type of connection	KNX bus terminal
Operation temperature	-5°C...+45°C
Storage temperature	25°C...+55°C
Max. cable length	30 m
Length connecting wires	30 cm
Contact Current	0.5 mA
Reaction in case of bus recovery	Adjustable
Color	White

FUNCTIONAL TEST

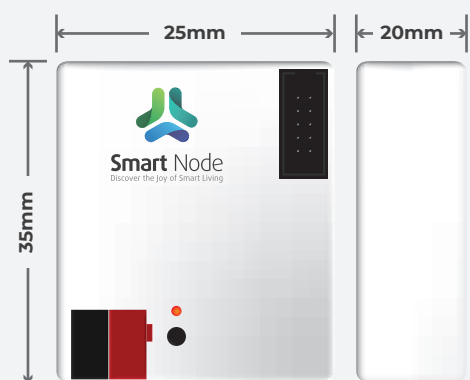
Pin	Color cable	Pin	Color cable
VCC	Red	4	Brown
Ground	Black	5	Purple
1	Blue	6	Orange
2	White	7	Grey
3	Green	8	Yellow



CONNECTIONS



Dimensions



Smart Node Automation Pvt. Ltd.

A-09-02-B, Kamdhenu Industrial Estate
Opp, Gorwa Water Tank, Gorwa, Vadodara-390016

Tel.: +91 8200824126 | Email : info@smartnode.in
www.smartnode.in